

GAZCO
Fire Your Imagination

skope
ELECTRIC FIRES



free your imagination

Undulating flame visuals, dancing seemingly impossibly amongst a deep bed of realistic logs or shining crystals, make the Skope one of the most captivating electric fires ever created.

But the Skope doesn't just deliver mesmerising effects and a fireside glow. Designed with the very latest LED technologies and offering a choice of stunning fuel beds, this innovative electric fire range lets you decide on the perfect ambience to suit your mood - with only your imagination to hold you back.







choosing your skope...

skope inset for a hole in the wall fire

Pages 12-27



Skope Inset fires are offered in six sizes and are designed to be built into the wall for a minimalist installation that integrates seamlessly with your interior.

skope outset for a multi-sided fire

Pages 28-37



Skope Outset fires allow you to create a bespoke two sided or three sided installation, for a unique focal point that provides a panoramic view of the stunning visuals.

trento suite for 70W & 110W outset fires

Pages 38-41



The stylish Trento Suite is available for 70W and 110W sizes of the Outset Skope, offering an easily installable, hang on the wall fire that can be selected in a number of two or three sided configurations.

key features



Chromalight
Immersive LED
System



Multiple
Flame Effects



Programmable
Thermostatic Eco
Remote Control



13 Fuel Bed
Lighting Colours



Customisable
Fuel Bed



inspiring flames and fuel effects

Conjuring dramatic flame effects, sparkling embers and an enchanting ambience, the Skope's ground breaking lighting systems effortlessly create the magic of a real fire... and much more.

immersive lighting system

Skope fires use Gazco's Chromalight triple lighting system to create a mesmerising display with almost endless possibilities.

Vivid flame effects are projected to appear amongst the fuel bed for a deep, three-dimensional display and can be set to natural amber, striking blue or even a combination of the two.

Each flame colour is enhanced with matching down-lighting, bathing the fuel bed in your choice of warming amber or cool white, for a truly immersive display.

Powerful Chromalight up-lighting illuminates the fuel effects from below, providing relaxing, mood-enhancing ambience whether set to amber, for an authentic

glowing ember bed, or one of the 13 other atmospheric colour choices. Fuel bed lighting can also transition through each vivid colour for a gradually changing spectrum, providing the ultimate wow factor.



- 1 Choice of three flame effects
- 2 Immersive down lighting
- 3 A selection of 13 vivid fuel bed lighting colours



customisable fuel bed

Every Skope fire comes with a varied selection of fuel effects that transform the fire's look and feel. The highly realistic log selection (pictured left) offers a traditional wood fire aesthetic, and when positioned on the bed of clear and grey pebbles looks just like a real fire.

Alternatively, the Crystal-Ice effect fuel bed (pictured right) creates an ultra-contemporary



vibe, particularly when paired with the blue flame setting and the many vibrant Chromalight up-lighting colour options.

Whichever fuel bed you choose, the fire's easily removable glass front lets you quickly mix and match the assortment of effects, for your own bespoke display.



finalist for best heating product

Shortlisted for the esteemed BuildIt Award's Best Heating Product, the Skope has wowed judges with its contemporary aesthetics and breath-taking visuals.



creative control

The Skope's programmable thermostatic eco handset gives you full control over the fire's host of features. Flames, fuel bed lighting and ambient heating can all be controlled independently to create the desired atmosphere, with or without heat.

Innovative energy saving features let you 'set and forget' your Skope to turn heating on or off automatically, as well as intelligently manage the heat output to minimise energy use, so you can completely immerse yourself in the visual effects.



flame options

Select Amber, Blue or Amber & Blue flames to suit your mood, with five brightness settings for each colour to give you the perfect ambience.

chromalight fuel bed lighting

Choose from 13 different vibrant colours to illuminate the Skope's striking fuel bed, which can be fine-tuned with five brightness levels.



Alternatively, you can opt for a gradually changing spectrum as the fuel bed lighting cycles through each colour.

thermostatic ambient heating

Select the optimum room temperature you desire and your Skope does the rest for you. Choose between 15°C and 25°C degrees, and depending on the ambient temperature the Skope will reach the desired level as efficiently as possible.

comfort temperature

Comfort Temperature lets you set the thermostat as you would your central heating, with Eco and Boost settings, which offer further freedom to adjust the temperature by +/- 4°C if desired.

heating advance mode

You can manually advance any pre-set heating cycle to either come on or turn off before the programmed time without disrupting daily or weekly scheduling.

adaptive start control

Adaptive Start allows the Skope to automatically turn on up to 45 minutes in advance of a pre-set time to reach your desired temperature when you want.

daily and weekly heating

Set the Skope to turn on to provide heat at certain times of the day, or even days of the week, using the handset's Daily and Weekly Timer control functions.

open window detection

A sudden drop of temperature of 4°C or more within five minutes, like that caused by an open window, will automatically turn off the Skope's heat to save energy. Heating can easily be resumed simply by pressing the heat button, or allowing the room's temperature to rise by closing the window.

The Skope's innovative energy saving features make it compliant with stringent 2018 Ecodesign energy product standards.



complete peace of mind



Skope 70W Outset Trento Centred with
Log & Pebble fuel effects and two decorative columns

the gazco pedigree

When you choose Gazco, quality and technology are assured. From contemporary hang on the wall fires to traditional stoves, Gazco are committed to creating the ultimate in flame effect fires. Our research and development laboratories are amongst the most advanced in the industry, ensuring that the very latest innovations are incorporated into our products.

Gazco is part of the Stovax Group who offer a prestigious product range, which includes everything from the traditional to the ultra-contemporary in a wide array of styles and sizes. Whether your choice is solid fuel, gas, or electric you can be sure to find a stove or fireplace from our range to add the perfect warmth and character to your home. Full details of the Stovax Group's range of products can be found at www.stovax.com.

Gazco is an ISO9001 and ISO14001 accredited company. Our rigorous quality control system ensures that all our appliances are safety checked and that they comply with the appropriate regulations, with all fires in this brochure bearing the CE mark. Similarly, our environmental management systems ensure we work in a sustainable manner, whilst endeavouring to protect the environment by minimising any possible impact from our operations.



warranty information

Your Gazco retailer will provide you with a Two Year Warranty for your new electric fire providing it is registered with Gazco. Please note this warranty excludes certain consumable parts. Fires purchased outside of Gazco's Expert Retailer Network will carry a standard One Year Non-Extendable Warranty. Full warranty details, terms and conditions are available at www.gazco.com.



expert retailer network

We take great care to ensure that our fires are designed, tested and manufactured to the highest possible quality and safety standards. We are just as concerned to make certain that they are sold and installed correctly so that you will enjoy years of pleasure from your purchase.

Accordingly, you will find our products are only available from experienced, independent retailers who will be happy to show you a selection of models locally in their showrooms, often fully operational. These independent retailers will discuss your individual requirements covering both technical issues and design, to ensure that you select the most appropriate product for your home. They will also be able to advise on, or assist with, the installation process as well as help provide any after-sales support and servicing your appliance may require in the future.

Whilst we encourage our retailers to promote fireplace products and their outlets via the internet, we do not believe suitable levels of customer care and satisfaction can be obtained from purchasing the product only online and we would strongly recommend that you consider this when undertaking your research and making a purchasing decision. Furthermore, please be aware that we do not offer technical support (beyond our statutory responsibilities) to products bought via nationwide online sales, where this support would normally be offered by one of our qualified, independent retailers.

In addition, Gazco fires purchased from within our Expert Retailer Network will have the additional benefit of an extended warranty period, subject to terms and conditions. Full details can be found at: www.gazco.com.




find your retailer

You can find your nearest retailer by visiting: www.gazco.com/find-a-retailer

experience the skope

To truly experience the Skope's realistic flame and enchanting lighting effects, view our short showcase video by scanning the QR code with your mobile device or visiting www.gazco.com/skope.

Alternatively, you can visit your local expert retailer to see the Skope first-hand!



skopec inset fires

Skopec Inset fires create minimalist, hole-in-the-wall installations for a clean and contemporary aesthetic. Offered in a choice of six sizes and proportions from the smallest 55R to the commanding 195R, Inset models are suitable for a broad range of settings from the lounge to the bedroom. Each size features the Skopec's powerful Chromalight Immersive LED technology, assortment of feature fuel effects, and advanced Thermostatic handset.



dimensions

	Width	Height
skopec 55R	600mm	600mm
skopec 75R	800mm	800mm
skopec 85R	900mm	380mm
skopec 105R	1100mm	380mm
skopec 135R	1400mm	380mm
skopec 195R	2000mm	380mm

Dimensions given are those overall visible upon installation.
For more detailed technical information please see pages 42-45.

key features



Chromalight Immersive LED System



Programmable Thermostatic Eco
Remote Control



Multiple Flame Effects



13 Fuel Bed
Lighting Colours



Customisable
Fuel Bed



skopec inset 85R



skopec inset 55R



skopec inset 105R



skopec inset 135R



skopec inset 75R



skopec inset 195R



skopec inset

55R

- Chromalight Immersive LED system
- Three different flame options: Amber, Blue, Amber with Blue Accent
- Flames and fuel effect lighting can be enjoyed without the heat
- 13 Different fuel bed lighting colours
- Choice of fuel effects that can be mixed and matched including Logs, grey & clear Pebbles and large & small Crystal-Ice
- Programmable thermostatic eco remote control for ambient heating



Skopec 55R Inset with Log & Pebble fuel effects

Dimensions

600 x 600mm (WxH)



View the Video

at www.gazco.com/skopec







skopec inset

75R

- Chromalight Immersive LED system
- Three different flame options: Amber, Blue, Amber with Blue Accent
- Flames and fuel effect lighting can be enjoyed without the heat
- 13 Different fuel bed lighting colours
- Choice of fuel effects that can be mixed and matched including Logs, grey & clear Pebbles and large & small Crystal-Ice
- Programmable thermostatic eco remote control for ambient heating



Skopec 75R Inset with Log & Pebble fuel effects

Dimensions
800 x 800mm (WxH)



 **View the Video**
at www.gazco.com/skopec

stone mantels

for skope 55R & 75R inset fires



Victorian Corbel



Cavendish Bolection



Georgian Roundel

Both the Skope 55R and 75R can be combined with Gazco's beautiful stone mantels and optional hearths for a magnificent, traditional fireplace aesthetic. Choose from any one of the six period-influenced designs in either Antique White Marble or Limestone, each with matching slip set, to create a stunning centrepiece in your home.

For more information on Gazco's stone mantels and hearths please see page 43.



Claremont



Grafton



Sandringham

Mantel Styles	Dimensions w x h (mm)*
Claremont	1555 x 1143
Cavendish Bolection	1460 x 1320
Georgian Roundel	1460 x 1082
Grafton	1415 x 1165
Sandringham	1550 x 1220
Victorian Corbel	1525 x 1170



Limestone



*Antique
White Marble*

All the above images are shown with a Skope 75R inset fire and matching hearth. See page 41 for Skope 55R in mantel.





skopec inset

85R

- Chromalight Immersive LED system
- Three different flame options: Amber, Blue, Amber with Blue Accent
- Flames and fuel effect lighting can be enjoyed without the heat
- 13 Different fuel bed lighting colours
- Choice of fuel effects that can be mixed and matched including Logs, grey & clear Pebbles and large & small Crystal-Ice
- Programmable thermostatic eco remote control for ambient heating



Skopec 85R Inset with Log & Pebble fuel effects

Dimensions
900 x 380mm (WxH)



 **View the Video**
at www.gazco.com/skopec

skopec inset

105R

- Chromalight Immersive LED system
- Three different flame options: Amber, Blue, Amber with Blue Accent
- Flames and fuel effect lighting can be enjoyed without the heat
- 13 Different fuel bed lighting colours
- Choice of fuel effects that can be mixed and matched including Logs, grey & clear Pebbles and large & small Crystal-Ice
- Programmable thermostatic eco remote control for ambient heating



Skope 105R Inset with Log & Pebble fuel effects

Dimensions

1100 x 380mm (WxH)



View the Video

at www.gazco.com/skope







skope inset 135R

- Chromalight Immersive LED system
- Three different flame options: Amber, Blue, Amber with Blue Accent
- Flames and fuel effect lighting can be enjoyed without the heat
- 13 Different fuel bed lighting colours
- Choice of fuel effects that can be mixed and matched including Logs, grey & clear Pebbles and large & small Crystal-Ice
- Programmable thermostatic eco remote control for ambient heating



Skope 135R Inset with Crystal Ice-effect

Dimensions
1400 x 380mm (WxH)



 **View the Video**
at www.gazco.com/skope

skope inset

195R

- Chromalight Immersive LED system
- Three different flame options: Amber, Blue, Amber with Blue Accent
- Flames and fuel effect lighting can be enjoyed without the heat
- 13 Different fuel bed lighting colours
- Choice of fuel effects that can be mixed and matched including Logs, grey & clear Pebbles and large & small Crystal-Ice
- Programmable thermostatic eco remote control for ambient heating




Skope 195R Inset with Crystal Ice-effect

Dimensions

2000 x 380mm (WxH)



View the Video
at www.gazco.com/skope





skopec outset fires





Designed to offer a multi-sided view of the mesmerising flames and lighting effects, Skope Outset models can be installed as three-sided or two-sided fires. Thanks to their versatile design, Skope Outsets are perfect for a bespoke focal point installation to suit your interior, and can be finished in various materials, from wood surrounds to tiles, for the perfect centrepiece.

dimensions

	Width	Height	Depth
Skope 55W Outset Electric Fire	550mm	560mm	268mm
Skope 75W Outset Electric Fire	750mm	752mm	268mm
Skope 70W Outset Electric Fire	700mm	352mm	238mm
Skope 110W Outset Electric Fire	1100mm	352mm	238mm

key features



Chromalight
Immersive LED
System



13 Fuel Bed
Lighting Colours



Multiple
Flame Effects



Customisable
Fuel Bed



Thermostatic
Remote Control



DESIGN COMPLIANT

Dimensions given are those overall visible upon installation.
For more detailed technical information please see pages 42-45.



Skope 70W Outset with Log & Pebble fuel effects



skope outset

55W

- Can be installed as a two sided or three sided fire
- Chromalight Immersive LED system
- Three different flame options: Amber, Blue, Amber with Blue Accent
- Flames and fuel effect lighting can be enjoyed without the heat
- 13 Different fuel bed lighting colours
- Choice of fuel effects that can be mixed and matched including Logs, grey & clear Pebbles and large & small Crystal-Ice
- Programmable thermostatic eco remote control for ambient heating
- Optional base trim



Skope 55W Outset with Log & Pebble fuel effects

Dimensions

550 x 560 x 268mm (WxHxD)



View the Video

at www.gazco.com/skope

skopec outset

75W

- Can be installed as a two sided or three sided fire
- Chromalight Immersive LED system
- Three different flame options: Amber, Blue, Amber with Blue Accent
- Flames and fuel effect lighting can be enjoyed without the heat
- 13 Different fuel bed lighting colours
- Choice of fuel effects that can be mixed and matched including Logs, grey & clear Pebbles and large & small Crystal-Ice
- Programmable thermostatic eco remote control for ambient heating
- Optional base trim



Dimensions

750 x 752 x 268mm (WxHxD)



View the Video

at www.gazco.com/skope







skopec outset

70W

- Can be installed as a two sided or three sided fire
- Chromalight Immersive LED system
- Three different flame options: Amber, Blue, Amber with Blue Accent
- Flames and fuel effect lighting can be enjoyed without the heat
- 13 Different fuel bed lighting colours
- Choice of fuel effects that can be mixed and matched including Logs, grey & clear Pebbles and large & small Crystal-Ice
- Programmable thermostatic eco remote control for ambient heating
- Optional base trim



Skopec 70W Outset with Log & Pebble fuel effects

Dimensions

700 x 352 x 238mm (WxHxD)



View the Video
at www.gazco.com/skopec

skopec outset

110W

- Can be installed as a two sided or three sided fire
- Chromalight Immersive LED system
- Three different flame options: Amber, Blue, Amber with Blue Accent
- Flames and fuel effect lighting can be enjoyed without the heat
- 13 Different fuel bed lighting colours
- Choice of fuel effects that can be mixed and matched including Logs, grey & clear Pebbles and large & small Crystal-Ice
- Programmable thermostatic eco remote control for ambient heating
- Optional base trim



Skopec 110W Outset with Log & Pebble fuel effects

Dimensions

1100 x 352 x 238mm (WxHxD)



View the Video
at www.gazco.com/skopec





trento suites

for skope 70W & 110W outset fires

Creating a designer Skope installation can be as easy as simply hanging your fire on the wall with the range of Trento Suites. Each Trento Suite features clean and stylish floating shelves for a statement finish that completely houses your fire.

Available for both the Outset 70W and 110W fires, the Trento is offered in various configurations (shown overleaf) to suit your interior, allowing you to install your Skope Outset as either a centrally positioned three-sided fire or asymmetrically positioned two-sided corner fire.



Skope 110W Outset Trento Right Offset with Log & Pebble fuel effects, Decorative Column and End Cap









trento suites

as stylish as they are
easy to install



Both 70W and 110W Skope Outset fires can be installed as three-sided fires or two-sided corner fires. For two-sided corner installations, the Trento Left Offset and Trento Right Offset Suites can be positioned with the flush end into the corner of the room, as shown on page 40.

For perfect symmetry, the Trento Central offers a balanced style that positions the fire in the middle of the Suite. Alternatively, the Left and Right Offset Trento options provide a strikingly asymmetric installation. Depending on your choice of installation, contrasting black Decorative Columns and End Caps can be added to complete your Skope Trento and heighten the aesthetic.



trento configuration options

- 1 - Trento Centred Suite for three-sided central fire
- 2 - Trento Centred Suite with Decorative Columns for three-sided central fire
- 3 - Trento Right Offset Suite for two-sided right corner
- 4 - Trento Right Offset Suite with Decorative Column for two-sided right corner
- 5 - Trento Left Offset Suite for two-sided left corner
- 6 - Trento Left Offset Suite with Decorative Column for two-sided left corner
- 7 - Trento Right Offset Suite with Decorative Column and End Cap for two-sided off-centre
- 8 - Trento Left Offset Suite with Decorative Column and End Cap for two-sided off-centre

technical information

The following pages provide the dimensional, heat input/output, efficiency and product code information you will need to choose your new Gazco fire. For more detailed specifications, please consult your Gazco retailer. Complete installation instructions may be downloaded from www.gazco.com.

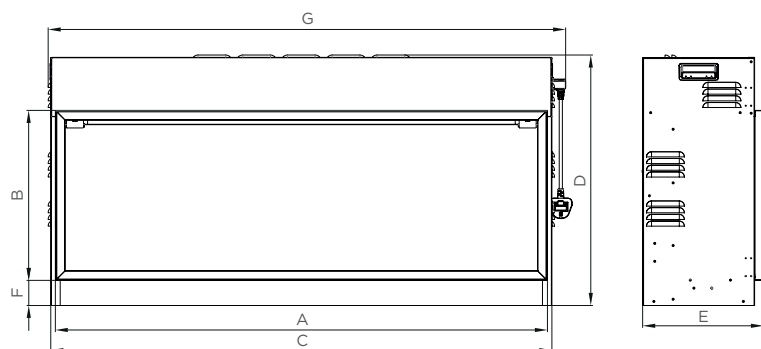


skopec inset fires

Description	Product Code	Flame Viewing Area (w x h)	Heat Output
Skopec 55R Inset Electric Fire	210-063	550 x 550mm	1.00-2.00kW
Skopec 75R Inset Electric Fire	210-071	750 x 750mm	1.00-2.00kW
Skopec 85R Inset Electric Fire	210-009	850 x 330mm	1.00-2.00kW
Skopec 105R Inset Electric Fire	210-017	1050 x 330mm	1.00-2.00kW
Skopec 135R Inset Electric Fire	210-023	1350 x 330mm	1.00-2.00kW
Skopec 195R Inset Electric Fire	210-031	1950 x 330mm	1.00-2.00kW

skopec inset dimensions

All dimensions in mm



	A	B	C	D	E	F	G
Skopec 55R Inset Electric Fire	600	600	620	780	300	57	657
Skopec 75R Inset Electric Fire	800	800	820	980	300	57	857
Skopec 85R Inset Electric Fire	900	380	920	560	270	57	957
Skopec 105R Inset Electric Fire	1100	380	1120	560	270	57	1157
Skopec 135R Inset Electric Fire	1400	380	1420	560	270	57	1457
Skopec 195R Inset Electric Fire	2000	380	2020	560	270	57	2057

The above information is to assist in your choice of a suitable Gazco Electric fire. It is not intended to be all the information required to install your fire. This can be obtained from your local Gazco retailer or you can download the full installation instructions from the Gazco website at www.gazco.com

skopec stone mantels 55R & 75R

Description	Frame Finish	Product Code	w	h	d
Claremont (requires slip set)	Antique White Marble	9002CLWM	1555	1143	190
Claremont (requires slip set)	Limestone	9002CLTL	1555	1143	190
Cavendish Bolection (requires slip set)	Antique White Marble	9000CAWM	1460	1320	207
Cavendish Bolection (requires slip set)	Limestone	9000CATL	1460	1320	207
Georgian Roundel (requires slip set)	Antique White Marble	9001GEWM	1460	1082	200
Georgian Roundel (requires slip set)	Limestone	9001GETL	1460	1082	200
Grafton (requires slip set)	Antique White Marble	9003GRWM	1415	1165	105
Grafton (requires slip set)	Limestone	9003GRTL	1415	1165	105
Victorian Corbel (requires slip set)	Antique White Marble	9004VIWM	1525	1170	250
Victorian Corbel (requires slip set)	Limestone	9004VITL	1525	1170	250
Sandringham (requires slip set)	Antique White Marble	9005SAWM	1550	1220	227
Sandringham (requires slip set)	Limestone	9005SATL	1550	1220	227

skopec slip sets information

Slip sets are required to install the skopec inset 55W and 75W fire with any of Gazco's six stone mantels.

Slip set for Skopec 55R Stone Mantel	Antique White Marble	910-264	-	-	-
Slip set for Skopec 55R Stone Mantel	Limestone	910-258	-	-	-
Slip set for Skopec 75R Stone Mantel	Antique White Marble	910-247	-	-	-
Slip set for Skopec 75R Stone Mantel	Limestone	910-235	-	-	-

skopec hearth information

Small Hearth for Stone Mantel	Antique White Marble	934-241	1524	53	228
Small Hearth for Stone Mantel	Limestone	934-193	1524	53	228
Large Hearth for Stone Mantel	Antique White Marble	934-489	1625	53	457
Large Hearth for Stone Mantel	Limestone	934-351	1625	53	457



Gazco's selection of beautiful stone hearths include either small or large sizes in both Antique White Marble and Limestone options. The large size is styled with a stepped edge design whilst the small has a flush finish.

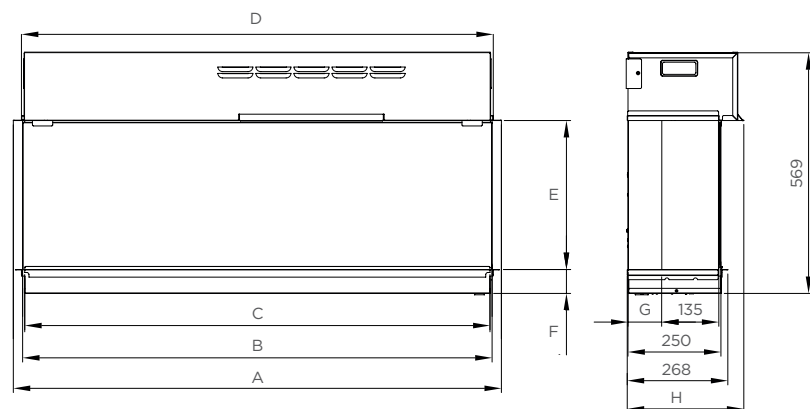
technical information

skopec outset fires

Description	Product Code	Flame Viewing Area (w x h)	Heat Output
Skopec 55w Outset Electric Fire	210-088	550 x 560mm	1.00-2.00kW
Skopec 75w Outset Electric Fire	210-094	750 x 752mm	1.00-2.00kW
Skopec 70w Outset Electric Fire	210-040	700 x 352mm	1.00-2.00kW
Skopec 110w Outset Electric Fire	210-056	1100 x 352mm	1.00-2.00kW

skopec outset dimensions

All dimensions in mm



	A	B	C	D	E	F	G	H
Skopec 55W Outset Electric Fire	604	560	550	566	560	769	110	306
Skopec 75W Outset Electric Fire	804	760	750	766	752	969	110	306
Skopec 70W Outset Electric Fire	754	710	700	716	352	569	80	276
Skopec 110W Outset Electric Fire	1154	1110	1100	1116	352	569	80	276



outset base trim options

	Product Code
55W Outset left base trim	910-271
55W Outset right base trim	910-282
55W Outset centre base trim	910-293
75W Outset left base trim	910-304
75W Outset right base trim	910-315
75W Outset centre base trim	910-326
70W Outset left base trim	910-091
70W Outset right base trim	910-102
70W Outset centre base trim	910-113
110W Outset left base trim	910-124
110W Outset right base trim	910-135
110W Outset centre base trim	910-146

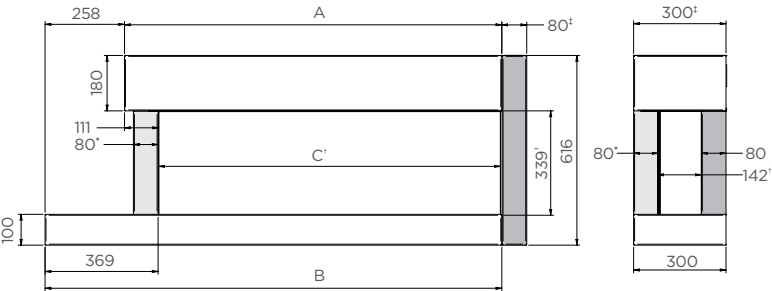
skopec 70W & 110W outset options

	Product Code
Decorative Column - Black	910-216
End Cap - Black	910-227



trento surround offset

offset installation dimensions



*Decorative Column / †End Cap / *Flame picture viewing area

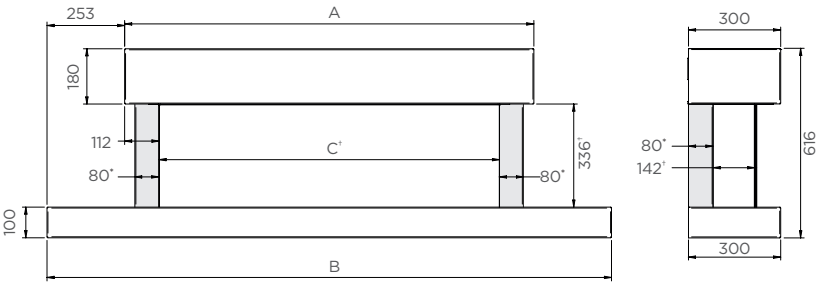
	Product Code	A	B	C
70W Trento Left Offset Suite - White	910-157	825	1083	700 [†]
70W Trento Right Offset Suite - White	910-162	825	1083	700 [†]
110W Trento Left Offset Suite - White	910-183	1225	1483	1110 [†]
110W Trento Right Offset Suite - White	910-191	1225	1483	1110 [†]

trento offset options

	Product Code
Decorative Column - Black	910-216
End Cap - Black	910-227

trento surround central

central installation dimensions



*Decorative Column / *Flame picture viewing area

	Product Code	A	B	C
70W Trento Centre Suite - White	910-170	934	1440	700 [†]
110W Trento Centre Suite - White	910-203	1334	1840	1110 [†]

trento central options

	Product Code
Decorative Column - Black	910-216


Gazco electric fires and stoves

In addition to the wide selection of electric fires shown in this brochure, Gazco also offers a number of other electric fires and stove ranges, which are covered in separate dedicated brochures. Whether you want to achieve a contemporary look or traditional interior, Gazco has the perfect solution whatever your style or budget.

Ask your local retailer for more information or download the brochure from www.gazco.com.



Stockton 5 Electric





Skope 105R Inset with Log & Pebble fuel effects



Fire Your Imagination

Gazco Limited, Osprey Road, Sowton Industrial Estate, Exeter, Devon, England EX2 7JG

Tel: 01392 261900 • Fax: 01392 444148 • Export Sales: 00 44 1392 261990

Email: info@gazco.com • www.gazco.com



Gazco gratefully acknowledges the assistance of the following companies with photographic settings:

www.furniturevillage.co.uk; www.romo.com; www.debenhams.com; www.electique.co.uk; www.theorangerie.co.uk; www.justshutters.co.uk; www.homebase.co.uk; www.lauraashley.com; www.faginsantiques.com; www.nestinteriors.com; www.graceandgloryhome.co.uk; www.stbridgetnurseryseries.co.uk; www.ashorejewellery.co.uk; www.johnlewis.com; www.wayfair.com; www.veryvintagehire.co.uk; www.carpetright.co.uk; www.stovax.com; www.easyart.com; www.beachbros.co.uk; www.originalstyle.com; www.carpetright.com; www.amtico.com; www.chunkymonkeyfurniture.co.uk; www.wallsandfloors.co.uk; www.desenio.co.uk.

Paper sourced from sustainable forests and printed using vegetable based inks • © All material copyright Gazco Ltd 2018 E & O E • A member of the Stovax group

Gazco pursue a policy of continuous product improvement, therefore, whilst our products are correct at the time of the photography, we reserve the right to make alterations and amendments. Exact product details should be discussed with your retailer at the time of purchase.

Find your retailer

You can find your nearest retailer by visiting:

www.gazco.com/find-a-retailer



Your Gazco stockist:

£2.00

Ref: GZSKOPE0818

